



USER MANUAL

LX30GREEN

1.Explanation of symbols.



DANGER!

Safety note: Non-observance can result in death or serious injury.



CAREFULLY!

Safety note: Failure to comply can result in injury.



ATTENTION!

Non-observance can lead to material damage or interference with the product.



TIP

Supplementary information on product handling.

Please read this manual carefully before starting the device. Keep these instructions. The manufacturer is not liable for damages resulting from improper use or incorrect operation.

2.Safety information



- The device and / or its power cord may not be used if they show any signs of damage.
- The device should be connected to a power source that complies with the data included in the technical specification, only with the supplied power cords. 100-240V power supply requires cable connection via the AC / DC adapter.
- The device must be disconnected from the mains after each use and before cleaning / maintenance.
- If the device requires repair, contact the manufacturer's service. Contact details can be found at www.arkas.pl.
- Repairs may only be carried out by qualified persons. Self-repair can cause serious health or life hazards.
- This appliance can be used by children aged from 8 years and above and persons with reduced physical, sensory or mental capabilities or lack of experience and knowledge if they have been given supervision or instruction concerning use of the appliance in a safe way and understand the hazards involved. Children shall not play with the appliance. Cleaning and user maintenance shall not be made by children without supervision.
- Children aged from 3 to 8 years are allowed to load and unload cooling device.
- Do not store caustic substances, containing solvents, which are known to be explosive or compressed flammable gases in the device.
- Do not use electrical appliances inside the food storage compartments of the appliance, unless they are of the type recommended by the manufacturer.
- Do not use mechanical devices or other means to accelerate the defrosting process, other than those recommended by the manufacturer.
- Foodstuffs should be stored in their original packaging or appropriate containers.
- Clean regularly surfaces that can come in contact with food and accessible drainage systems.
- Too low or too high temperature may adversely affect the stored food. The temperature inside the refrigerator should be adjusted to the temperature recommended by the food manufacturer. Optimum storage temperature for fresh food: 0 ° C - + 4 ° C.
- This refrigeration appliance is not intended to be used as a built-in appliance.
- This refrigeration appliance is not suitable for the freezing of foodstuffs.
- The refrigeration appliance is intended for use in an ambient temperature ranging from 10 ° C to 32 ° C, or 16 ° C to 32 ° C, or 16 ° C to 38 ° C, or 16 ° C to 43 ° C. Detailed information can be found in the "technical data" section of this manual.
- Protect the device against adverse weather conditions such as rain. The device is not waterproof.
- Do not use or store the device near fire or other heat sources.
- The device must be turned off or disconnected from the power source when the engine is switched off or the battery charging (12 / 24V) is switched on in motor vehicles. Otherwise the battery may discharge.
- The appliance cooling system contains the flammable refrigerant R1234YF. The device that is not fit for further operation should be delivered to a specialized recycling plant for the recovery of the refrigerant.
- It is forbidden to interfere with the refrigeration system and its circuits in order to modify or damage it.
- The device insulation contains cyclopentane. The device, which is not suitable for further operation, should be delivered to a specialized rendering plant.
- The manufacturer's warranty period - 24 months from the date of purchase.
- The minimum period for which spare parts necessary to repair are available is 7 or 10 years, depending on the type and purpose of the spare part, and is in line with Commission Regulation (EU) 2019/2019. The list of spare parts and the ordering procedure are available on the websites of the manufacturer, importer or authorized representative.

More information about the product can be found in the EU Product Database EPREL at <https://eprel.ec.europa.eu>. Information can be obtained by scanning the QR code on the energy label or by entering the product model from the energy label in the EPREL search engine <https://eprel.ec.europa.eu>.

3.Description of operation and basic functions



- The tourist fridge is used to cool food.
- The cooling process is extremely fast due to the high class insulation and the efficient compressor.
- The fridge can be AC (100-240V) or DC (12 / 24V).
- The device has multi-level protection of the vehicle battery against discharge and overvoltage protection to protect against sudden voltage surges in the electrical network.
- The control panel with a clear LCD screen enables intuitive control of the device.
- The fridge is equipped with a Bluetooth 5.0 transmitter. This allows you to control it using an application designed for mobile devices (Android / iOS).
- Built-in USB socket allows you to charge external devices such as a smartphone or tablet.
- Ergonomic handles offer convenient carrying.
- Possibility of connecting an external power supply battery, allowing the temperature inside the device to be maintained for up to 22 hours (5 ° C / 41 ° F at an ambient temperature of 25 ° C / 77 ° F). Battery sold separately.
- The portable fridge is suitable for camping use.
- If the device is left empty for long periods:
 - Switch off the device.
 - Defrost the device.
 - Clean and dry the device.
 - Leave the lid open to prevent mould developing within the appliance.

4. Contents of the package



- Portable fridge with compressor
- 12/24V power cord (length: 3.5m/11,4ft)
- AC/DC adapter with 100-240V power cord (EU/UK)
- User manual

5.Directions for use



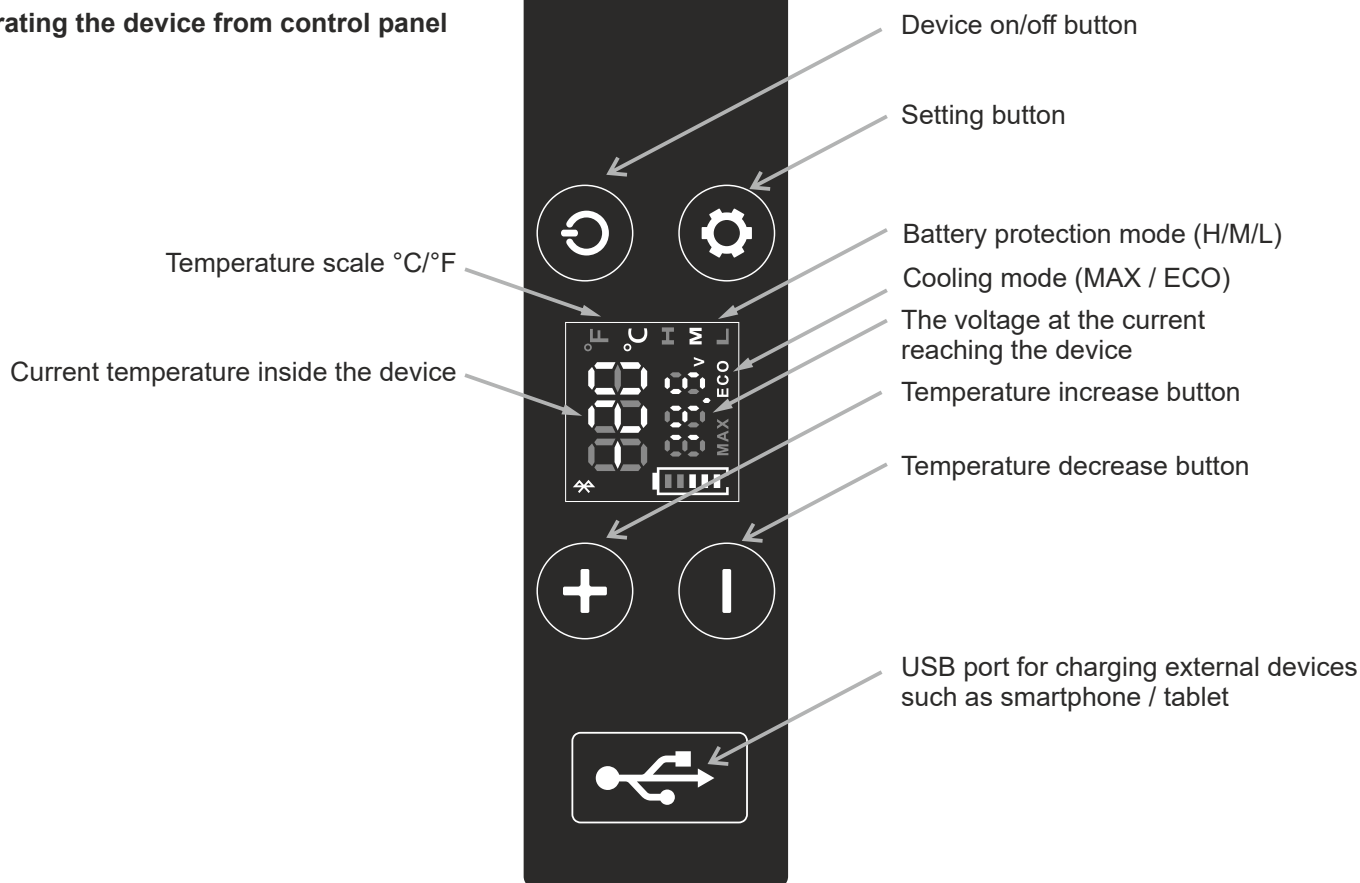
- Before first use, remove the device from the packaging, clean the inside of the device with a damp cloth and wait 6 hours.
- During operation, the device should be located in a well-ventilated room, away from heat sources and direct sunlight.
- Ensure adequate space between the device and other equipment (≥200mm on the back of the device, ≥100mm on the sides of the device).
- The device should be in a horizontal position during operation. The maximum angle of inclination of the device relative to the ground should not be more than 5 °.
- Do not open the appliance door more often than necessary. This may change the temperature inside the device.
- If the device is used with the ignition off of a motor vehicle (when using a 12 / 24V power source), it switches itself off when the voltage drops below the set battery protection value. The device will turn on again when the required voltage is obtained by charging the battery.
- When using an external battery, it is recommended to change the battery protection mode to low.

Battery protection mode	Low (L)	Medium (M)	High (H)
Switch-off voltage with 12V supply	9.0V	10.1V	11.1V
Restart voltage with 12V power supply	10.9V	11.4V	12.4V
Switch-off voltage with 24V supply	21.3V	22.3V	24.3V
Restart voltage with 24V supply	22.7V	23.7V	25.7V

6.Operating



Operating the device from control panel



Button	Function
Device on / off button	Pressing once will turn on/off the device
Temperature increase button	Buttons responsible for setting the temperature inside the device. A single press increases the temperature A single press lowers temperature
Temperature reduction button	
Settings button	Pressing it once will change the cooling mode from ECO (energy saving) to MAX (fast cooling). Default setting for fast cooling (MAX)
	Press and hold to change between battery protection modes (when powered from a 12 / 24V socket in motor vehicles): H (high protection) / M (medium protection) / L (low protection). Default set to high protection (H).
	When connecting the device to the application via Bluetooth: Pressing once, when the "AP" message appears on the device control panel, will enable its connection with the application on the external device.

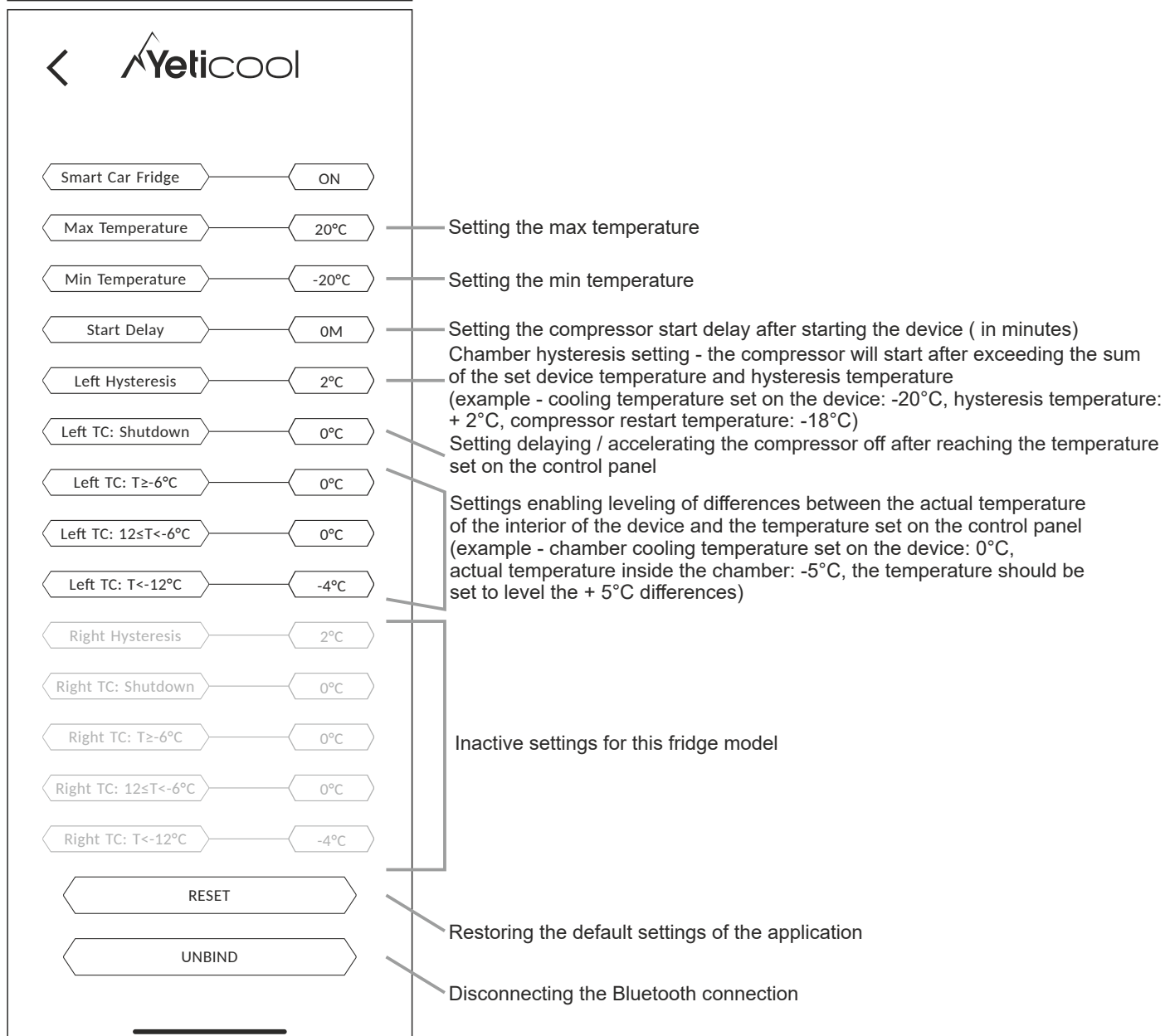
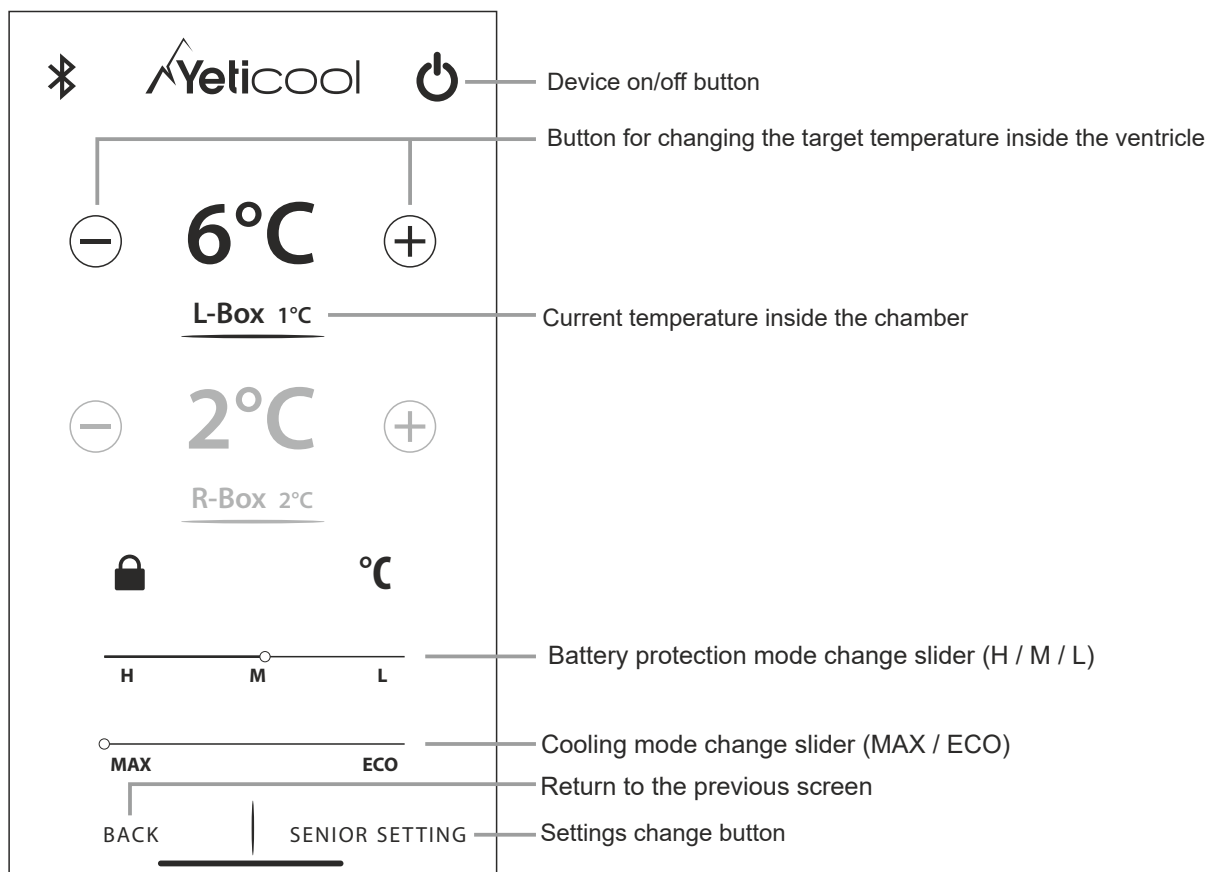
Changing the temperature scale on the control panel (°C/°F)

With the device turned off, press and hold the button until the message E1 appears Then press the button several times until the content of the message changes to E5. Use the button or to switch between the °C and °F temperature scales. Turn off the device using the button to save the setting.

Operating the device from the application level (Android / iOS)

The application **Yeticool** can be downloaded from the GooglePlay store (for Android devices) or AppStore (for iOS devices). For the proper operation of the application, it is required to turn on the Bluetooth function and the location function on the external device.

To connect to the application, launch it on an external device (smartphone / tablet), search for and select the fridge from the list of available devices. The refrigeration appliance control panel will display "AP", which must be confirmed by pressing the button . The device should be ready for receiving commands from the application.



7. Cleaning and maintenance



- Turn off the device and disconnect it from the external power supply before each cleaning.
- The device must not be cleaned under running water.
- Do not use aggressive cleaning agents for cleaning.
- Clean the outside and inside of the device with a damp cloth, bypassing the control panel, power section and ventilation openings.
- Manual defrosting

During long-term operation of the device, a layer of frost may appear inside it. This can reduce its performance.

To defrost the device, disconnect it from the power supply, empty the cooling compartment and leave the lid open. After the condensation of the frost layer, wipe off the remaining water with a soft cloth or drain excess water through the drain hole at the bottom of the cooling chamber. The drain hole is opened by removing its plug. After finishing the maintenance, put the plug back in the drain hole.

8. Troubleshooting the most common faults



Foodstuffs have been frozen:

- Change the cooling temperature to higher, the set temperature is too low.

The device makes a sound of flowing liquid:

- This sound is normal.


Droplets of liquid appear around the fridge door:

- Liquid droplets appear due to the temperature difference between the device and its surroundings, and are normal.

When starting the device, the compressor makes a loud noise:

- It is normal for the compressor to work loudly at start-up.

The device does not work:

- Check if the device has been switched on with the button .
- Check that the device is correctly connected to the power source.
- Check whether the power supply is functional.
- Check if the fuse has blown.

Replacing the fuse

1. Remove the fuse cover located in the immediate vicinity of the power socket.
2. Remove the fuse and replace it with a new one with the same technical parameters.
3. Reinstall the fuse cover.

Fuse specification

Current Rating	Voltage Drop	Cold Resistance	I ² t
15 A	102mV	4.8 mΩ	340 A ² s

The device displays the F1 code:

- Code informing about 12 / 24V supply voltage drop. Change the protection setting to lower from H (high) to M (medium) or from M (medium) to L (low).

The device displays the F2 code:

- Code informing about fan overload. Switch the device off and on again after 30 minutes.

The device displays the F3 code:

- Code informing about activation of protection against too frequent compressor operation. Switch the device off and on again after 30 minutes.

The device displays the F4 code:

- Code informing about compressor overload. Switch the device off and on again after 30 minutes.

The device displays the F5 code:

- Code informing about compressor module overheating. Switch the device off and on again after 30 minutes.

The device displays the code F6:

- Code informing about the inability to read parameters by the device controller. Restart the device. If the problem persists, please contact your dealer.

The device displays the code F7 or F8:

- Code informing about temperature sensor error. Please contact the seller.

9. Technical data



Model number:	LX30GREEN
Supply voltage:	12/24V DC 100-240V AC, 50/60Hz
Rated current:	12V/5A 24V/2.5A 100V/1.2A 240V/0.5A
USB socket:	5V/1A
Number of cooling chambers:	1
Usable capacity:	28 liters/7,4gal
Cooling temperature range:	from +20°C to -20°C (from 68°F to -4°F)
Average energy consumption:	45-60W (depending on the ambient temperature)
Annual energy consumption:	76 kWh/annum
Energy efficiency class:	E
Climate class:	N, T, SN, ST
Ambient temperature:	from +10°C to +43°C (from 50°F to 109°F)
Noise level:	45dB
Refrigerant:	R1234YF (32g)
GWP:	4
Communication Type:	Bluetooth 5.0 (working range - up to 10m/32,8ft)
Frequency band:	2402MHz – 2480 MHz
Maximum radio-frequency power:	2 dBm
Dimensions (W x H x D) in mm:	587 x 368 x 365 (inches: 23"x14,5"x14,3")
Net weight:	12kg(26,4lb)

Instructions for use
in other languages
are available at
www.yeticool.pl



31/JAP/21

Manufacturer:
ARKAS Sp. z o.o.
ul. Kuziennicza 4,
59-400 Jawor, Poland
www.arkas.pl
www.yeticool.pl

MANUFACTURER'S DECLARATION

Arkas Sp. z o.o. declares that the LX30GREEN Portable Refrigerator complies with the European Parliament and Council Directives 2009/125 / EC and 2014/53 / EU of April 16, 2014. on the harmonization of the laws of the Member States concerning the making available on the market of radio equipment and repealing Directive 1999/5 / EC. The full text of the EU declaration of conformity is published at www.arkas.pl

The crossed out wheeled bin symbol means that this product should not be disposed of with other household waste. Waste electrical and electronic equipment should be sent for recycling and recycling with environmental protection regulations in force in a given country regarding waste management. Selective waste collection contributes to reducing their potential negative impact on human health and the resulting environment from the presence in the equipment of dangerous substances, mixtures and components.

POWER SUPPLY SPECIFICATION

Manufacturer:	Foshan Great Power Co.,Ltd
Commercial registration number:	91440606663372921C
Adress:	3/F Block, 16th, Street#3, Fengxin Road, Fengxing Industrial Zone, Shunde District, Foshan City, Guangdong Province, Chiny
Model identifier:	GRT90-145600
Input voltage:	100-240V
Input AC frequency:	50/60Hz
Output voltage:	14,5V
Output current:	6,0A
Output power:	87W
Average active efficiency:	90%
Efficiency at low load (10%):	89%
No-load power consumption:	0.19W